

▶ Photonics Spectra

▶ BioPhotonics

▶ EuroPhotonics

▶ Photonics Handbook

▼ photonics.com

▼ 2009

▶ [September](#)

▶ August

▶ July

▶ June

▶ May

▶ April

▶ March

▶ February

▶ January

▶ 2008

▶ 2007

▶ 2006

▶ 2005

▶ 2004

▶ 2003

▶ 2002

▶ 2001

▶ 2000

▶ 1999

Related Searches[sensor array](#)[artificial nose detecting toxic chemicals](#)[visualizing odors](#)[nanoporous pigments](#)**Most Popular Content**[Rehabbed Hubble Opens Eyes](#)[Lasers Generate Sound in H₂O](#)[Laser Limits Shattered](#)[Molecule's 'Anatomy' Imaged](#)[What's New with PCR](#)**Community Forum**[Experts & Input needed: White LED s & Eye damage](#)[optics job openings.](#)

▶ photonics.com ▶ 2009 ▶ September ▶ News and Features



Advertise

Artificial Nose Knows Toxins

CHAMPAIGN, Ill., Sept. 14, 2009 – An artificial nose for detecting toxic industrial chemicals (TICs) that works by visualizing odors has been developed, and according to Kenneth Suslick and his team at the University of Illinois, it's simple, fast and inexpensive.

**Kenneth Suslick**

Kenneth Suslick, the Schmidt Professor of Chemistry at the University of Illinois at Urbana-Champaign, and his team developed a sensor that uses reactive pigments to detect toxic industrial chemicals. (Images courtesy of Kenneth Suslick)

This sensor array, likened to a polka-dotted postage stamp, could be useful in detecting high exposures to chemicals that pose serious health risks in the workplace or through accidental exposure.

"Our device is simply a digital multidimensional extension of litmus paper. We have a six by six array of different nanoporous pigments whose colors change depending on their chemical environment," said Suslick, the Schmidt Professor of Chemistry at the UI. "The pattern of the color change is a unique molecular fingerprint for any toxic gas and also tells us its concentration. By comparing that pattern to a library of color fingerprints, we can identify and quantify the TICs in a matter of seconds."

To create the sensor array, the researchers print a series of tiny colored dots – each a different pigment – on an inert backing such as paper, plastic or glass. The array is then digitally imaged with an ordinary flatbed scanner or an inexpensive electronic camera before and after exposure to an odor-producing substance. And, unlike other electronic-nose technologies that have been tried in the past, these colorimetric sensors are not affected by changes in relative humidity.

advertisement




QIOPTIQ

Optical Solutions for the World Space Industry

- Solar Cell Coverglasses
- Optical Solar Reflectors
- Advanced Optical Coating Technology

Qioptiq Space Technology
Bodelwyddan, UK

advertisement



QIOPTIQ

Precision Polymer Optics for Commercial, Defense & Biotech OEM Applications

- Injection Molding & Diamond Turning
- Aspheric & Spherical Lenses
- Collimators & Toroids
- Prisms & Mirrors
- Cylinders

Qioptiq Polymer Inc.
La Verne, CA, USA

Optics,Pockels cell,
Prism,Filter, high damaged
coating,

laser range finder for mid-
air avoidance


Thermo Optic Simulation
for Switching using matlab

Photonics Directory

[Home](#)

[Subscribe](#)

[Update your listing](#)




The handheld reader analyzes the color changes in the sensor array to quickly monitor the environment for toxic chemicals.

While physicists have radiation badges to protect them in the workplace, chemists and workers who handle chemicals have no good equivalent to monitor their exposure to potentially toxic chemicals.

This project, which was funded by the National Institute of Environmental Health Sciences at the National Institutes of Health, exemplifies the types of sensors that are being developed as part of the NIH Genes, Environment and Health Initiative.

"This research is an essential component of the GEI Exposure Biology Program that NIEHS has the lead on, which is to develop technologies to monitor and better understand how environmental exposures affect disease risk," said NIEHS director Linda Birnbaum. "This paper brings us one step closer to having a small wearable sensor that can detect multiple airborne toxins."

To test the application of their color sensor array, the researchers chose 19 representative examples of toxic industrial chemicals. Chemicals such as ammonia, chlorine, nitric acid and sulfur dioxide at concentrations known to be immediately dangerous to life or health were included.



The device uses a printed array smaller than a postage stamp made up of nanoporous pigments that change color in response to their chemical environment. The color differences are shown for a few representative poison gases.

The laboratory studies used inexpensive flatbed scanners for imaging. The researchers have developed a fully functional prototype handheld device that uses inexpensive white LED illumination and an ordinary camera, which will make the whole process of scanning more sensitive, smaller, faster, and even less expensive. It will be similar to a card-scanning device. The device is now being commercialized by iSense, located in Palo Alto, Calif., and Champaign.

The researchers say older methods relied on sensors whose response originates from weak and highly non-specific chemical interactions, whereas this new technology is based on stronger dye-analyte interactions that are responsive to a diverse set of chemicals. The power of this sensor to identify so many volatile toxins stems from the increased range of interactions that are used to discriminate the response of the array.

"One of the nice things about this technology is that it uses components that are readily available and relatively inexpensive," said David Balshaw, PhD program administrator at NIEHS. "Given the broad range of chemicals that can be detected and the high sensitivity of the array to those compounds, it appears that this device will be particularly useful in occupational settings."

For more information, visit: www.illinois.edu